



OneTouch[®] Delica[®] Plus lancing device

Make every test Virtually Pain Free

Over 50% better lancet vibration control†
for smooth and precise testing

LESS PAINFUL: 8 out of 10 patients agreed that testing with the OneTouch[®] Delica[®] Plus lancing device was less painful compared to other lancers they have used*



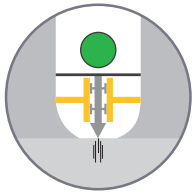
† Approximately 52% better vibration control compared to the OneTouch[®] Delica[®] system.

* Based on a 2018 US survey where 103 participants experienced the OneTouch[®] Delica[®] and OneTouch[®] Delica[®] Plus and also provided feedback on how these compared to their current lancing systems.

ONETOUCH[®]
every touch is a step forward™


OneTouch® Delica® Plus lancing device

Works with OneTouch® Delica® Plus and OneTouch® Delica® lancets



Precision Guidance Technology


Reduced lancet vibration† for smooth and precise testing



13 depth settings

Better control for personal comfort‡

Each dot shown between numbers on the Depth Wheel indicates an additional available depth setting.



Extra Fine (33G) and Fine (30G) lancets

with silicone-coating for smooth gliding into skin



Getting Started

Before testing, wash your hands and the sample site with warm, soapy water.



1 Remove the lancing device cap



2 Insert a sterile lancet into the lancing device and remove its protective cover



3 Replace the lancing device cap



4 Adjust the depth setting
Smaller numbers are for a shallower puncture and larger numbers for a deeper puncture.



5 Cock the lancing device by sliding the button back until it clicks



6 Puncture your finger
Hold the lancing device firmly against the side of your finger. Press the release button to puncture.



7 Apply the sample
Apply the blood sample following the instructions in your OneTouch® Owner's Booklet for proper sample application.



Training videos available at OneTouch.ca

Ask your healthcare professional about the OneTouch® Delica® Plus lancing device today

† Based on OneTouch® Delica® Plus Engineering Study, Asahi, 2018.

‡ Compared to the OneTouch® Delica® system.

Before using the OneTouch® Delica® Plus lancing device to test blood glucose, carefully read the OneTouch® meter Owner's Booklet and inserts that come with the system. Always read and follow the label. © 2020 LifeScan IP Holdings, LLC. Trademarks are used under license from LifeScan IP Holdings, LLC. All rights reserved. CA-DPL-2000004